

勤益投資控股股份有限公司

GTM HOLDINGS CORP.

2021 第三季法人說明會
Q3 Earnings Release



免責聲明 Disclaimer

本簡報內容係依據會計師簽證之財報編製，財務報表依照IFRS編制，完整內容及數據須依據財報為準。

This presentation is prepared according to the reviewed financial statements by CPA and the financial numbers hereby are based on IFRS, please refer to the published financial statements for full content.

簡報所提供之資訊可能含有前瞻性敘述，實際結果可能與這些前瞻性敘述大不相同。簡報資料中所提供之資訊並未明示或暗示的表達或保證其具有正確性及完整性，亦不代表勤益投資控股股份有限公司對產業狀況或後續重大發展的完整論述。

The presentation may contain forward-looking information and may differ materially from the actual results. GTM does not warranty as to the accuracy or completeness of such information and nor assume any undertaking further information becomes available or in light of changing circumstances. You shall not place undue reliance on any forward-looking information.

此簡報及其內容未經勤益投資控股股份有限公司書面許可，任何第三者不得任意取用。

The presentation and its contents may not be reproduced to a third party without the prior written consent of GTM.

簡報綱要 Agenda

- 投資架構

Investment Structure

- 2021年第三季財務概況

3Q21 Financial Results

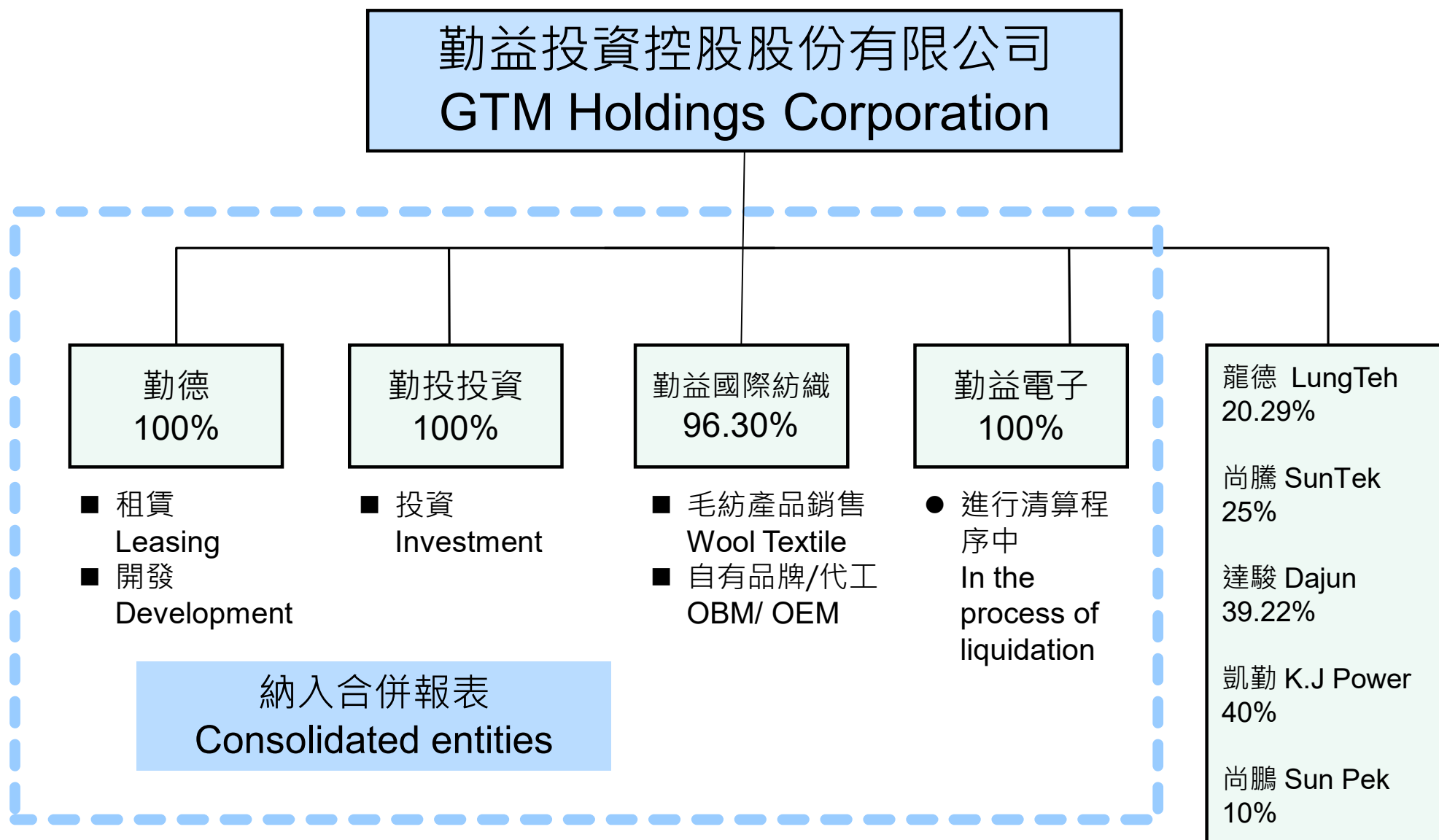
- 意見交流

Q&A

● 投資架構

Investment Structure

投資架構 Investment Structure

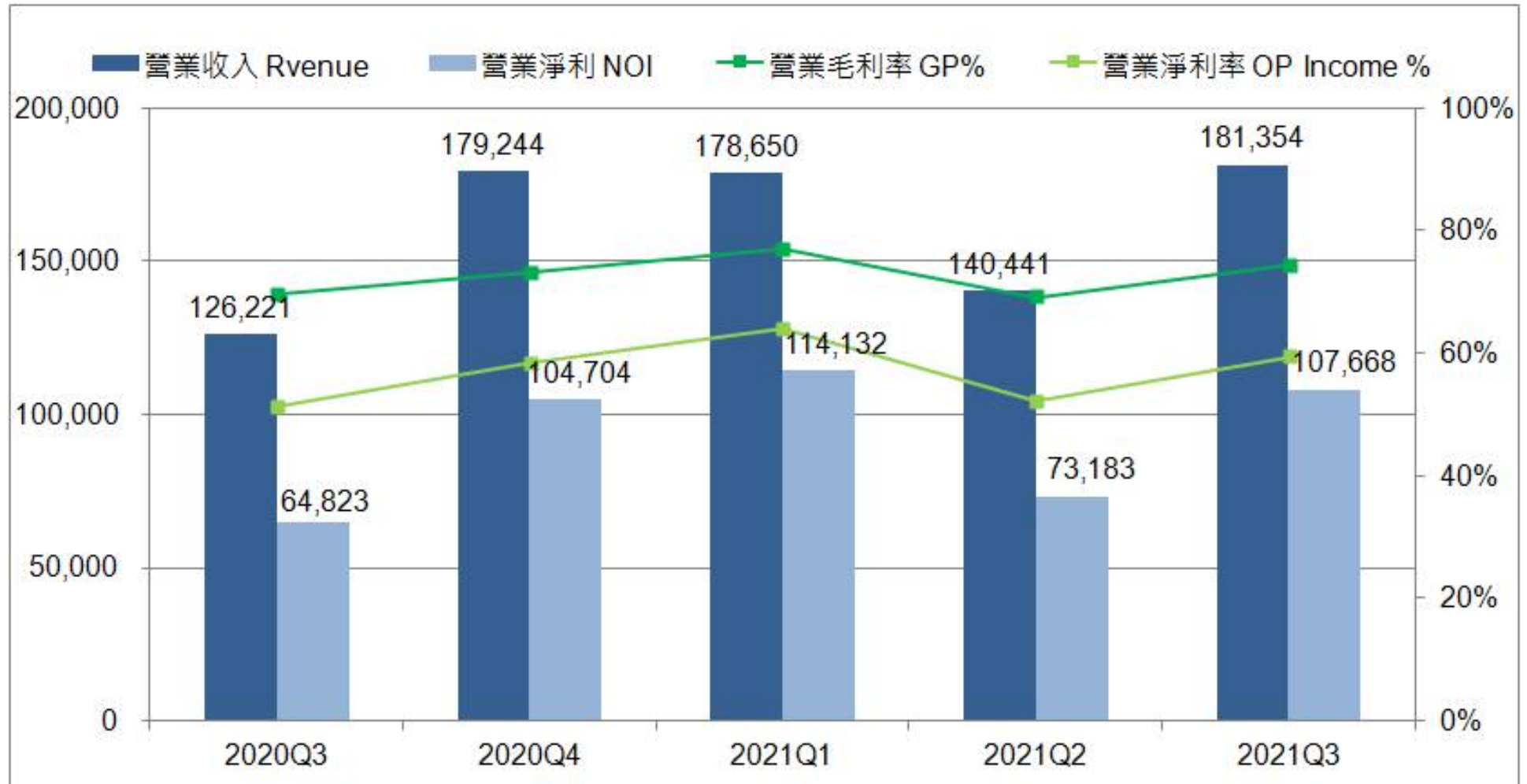


- **2021年第三季財務概況**
3Q21 Financial Results

2021年第三季財務概況 3Q21 Financial Results

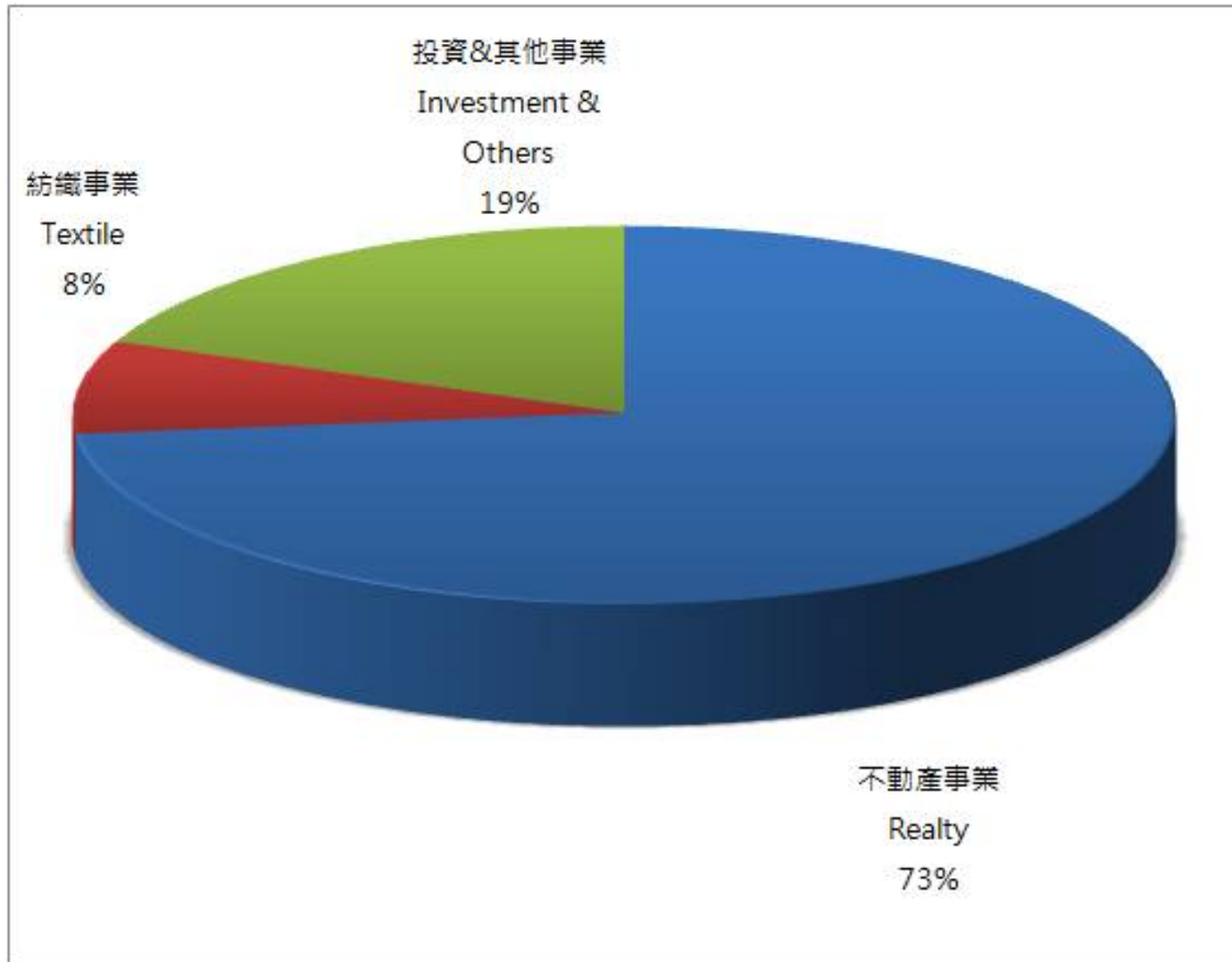
各季營業收入及營業淨利 Revenue & NOI by Quarterly

(新台幣千元) (NT\$ thousand)



2021年第三季財務概況 3Q21 Financial Results

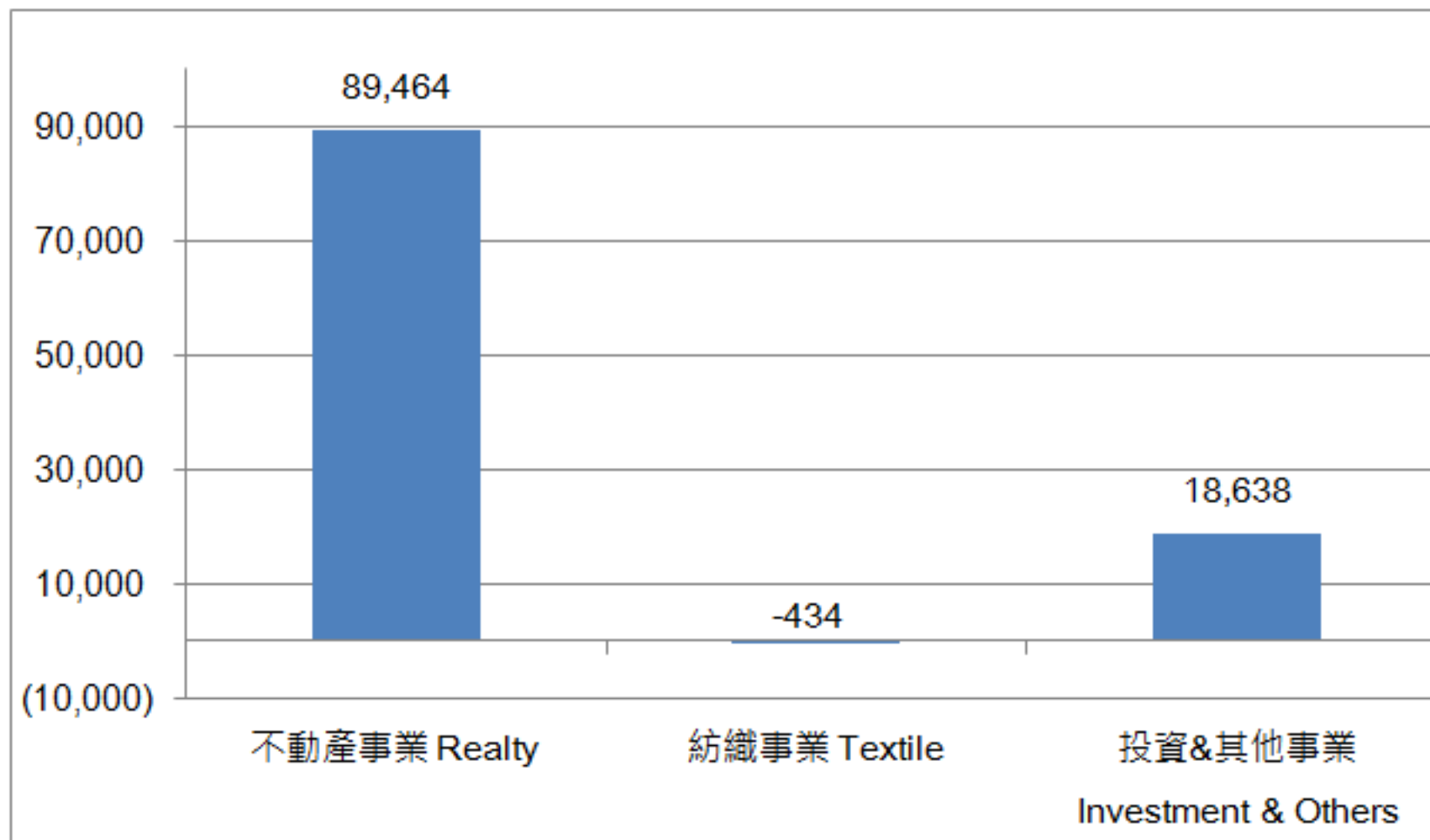
2021 Q3 各事業部營收佔比 Revenue % by BUs for 3Q21



2021年第三季財務概況 3Q21 Financial Results

2021 Q3 各事業部營業利潤 NOI by BUs for 3Q21

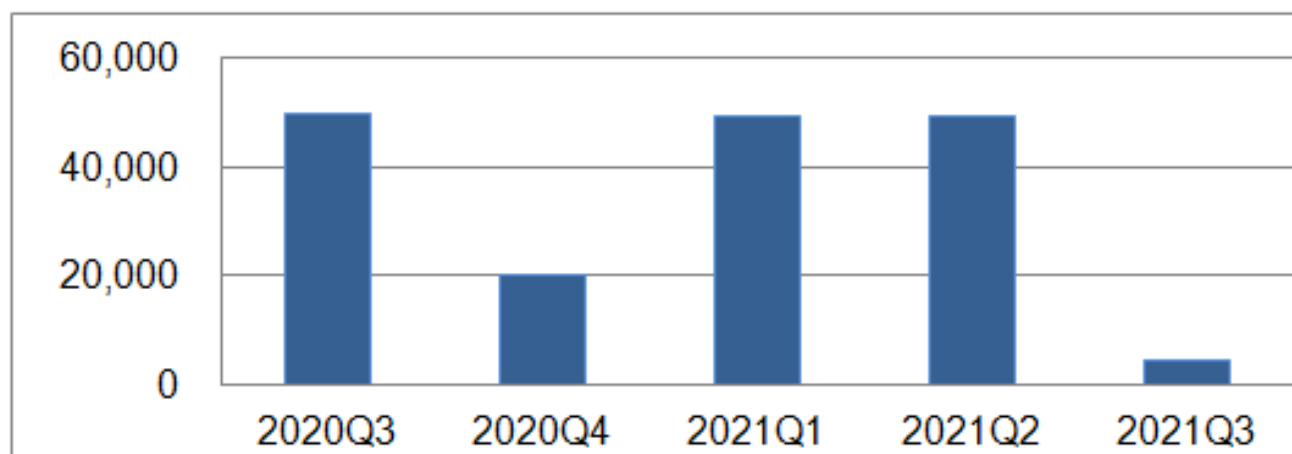
(新台幣千元) (NT\$ thousand)



2021年第三季財務概況 3Q21 Financial Results

各季營業外收支淨額 Non-OP by Quarterly

(新台幣千元) (NT\$ thousand)



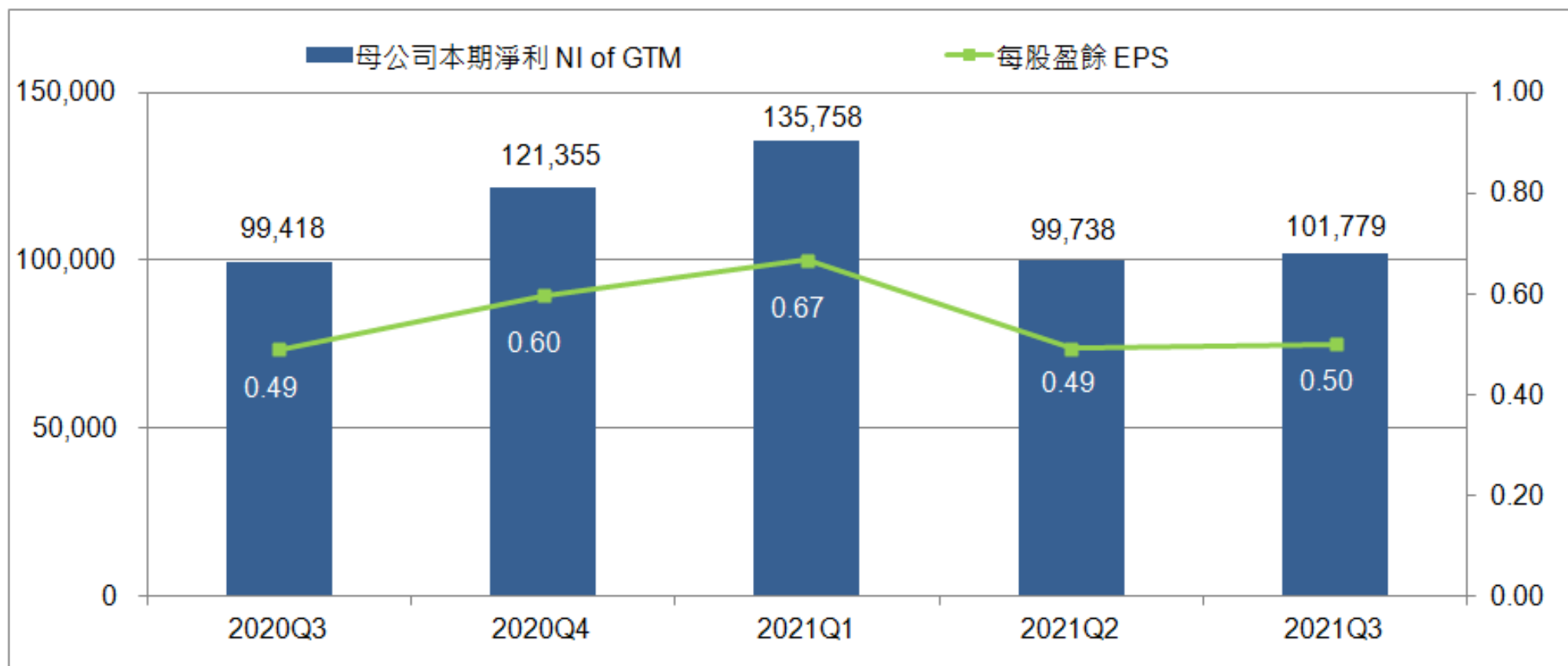
	2020Q3	2020Q4	2021Q1	2021Q2	2021Q3
採權益法之投資利益 Invest. G(L) Under Equity Method	6,496	25,867	9,108	26,356	20,850
➤ 龍德 LungTeh	1,958	14,075	7,162	15,926	17,739
➤ 尚騰 SunTek	5,327	(1,605)	1,190	12,561	4,413
➤ 其他 Others	(789)	13,397	756	(2,131)	(1,302)
其他利益及損失 Other G(L)	43,218	(5,680)	40,358	22,801	(16,122)
營業外收支淨額 Non-OP	49,715	20,187	49,466	49,157	4,728

2021年第三季財務概況 3Q21 Financial Results

各季稅後淨利及每股盈餘 NI & EPS by Quarterly

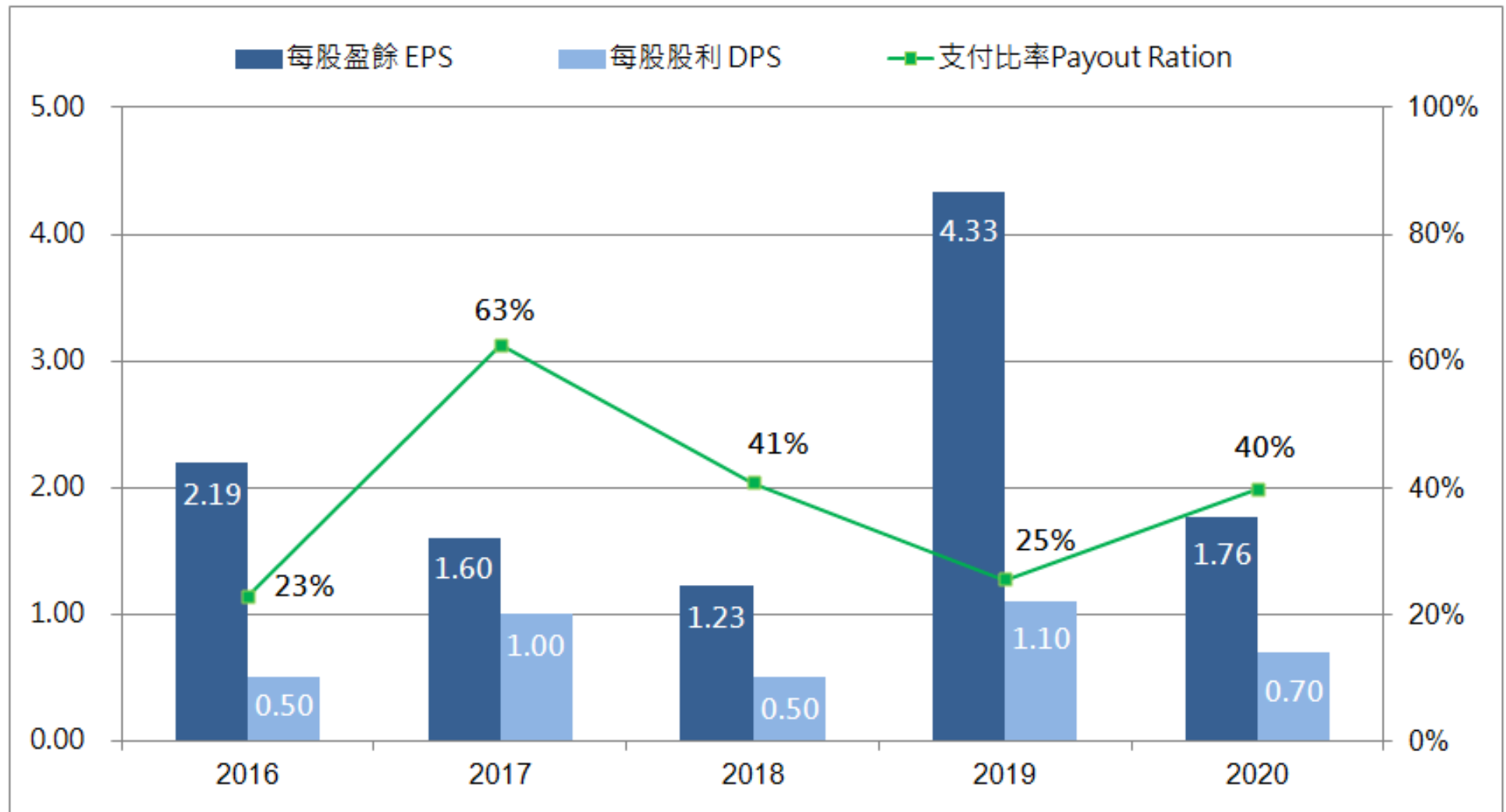
(新台幣千元) (NT\$ thousand)

(新台幣元) (NT\$)



各年每股盈餘及每股股利 EPS & DPS by Yearly

(新台幣元) (NT\$)



- 意見交流
Q&A

勤益投資控股股份有限公司

GTM HOLDINGS CORP.

Thank You

